

Neo-Dyn® Series 200P Pressure Switch/Internal Adjustment

Versatile Nega-Rate® Belleville disc spring pressure switch for a wide range of applications. Series 200P (piston sensor) for hydraulic applications up to 10000 psig system pressure.

Operating Pressure Data

Adjustable Range Number	Adjustable Set Point Range		Deadband† (approximate)		Maximum Recommended System Pressure	Proof Pressure
	Increasing	Decreasing	Min.	Max.		
2	20 to 220	14 to 202	6	18	3000	4500
3	200 to 1500	150 to 1275	50	225	7500	10000
6	500 to 3000	375 to 2700	125	300	7500	10000
8	1000 to 10000	800 to 9000	200	1000	10000*	15000**

All values given in psig.

†The deadband increases as the adjustable set point is increased.

*Diminished safety factor equal to approximately 2:1.

**Diminished safety factor equal to approximately 1.3:1.

Standard Specifications

Electrical

Snap action electrical switch recognized by Underwriters' Laboratories, Inc. and CSA International

Electrical Connection

1/2 NPT female conduit connection with terminal block

Pressure Connection

Wetted Material 1
1/4 NPT Female

Temperature Range*

Ambient: -40°F to +180°F
(-40°C to +82°C)

Media: -40°F to +300°F
(-40°C to +149°C)

*Temperature limits change with O-Ring selection

Adjustment

Concealed wrench flat adjustment with range scale

Shipping Weight

Approximately 3 pounds



Order Miscellaneous Option "D"



Weather Proof
(NEMA 4 and 13)

Ordering Sequence — Select desired option for each category

OPTIONS

Wetted Material

1 Aluminum port and piston, Teflon seal and Buna-N O-Ring

Adjustable Range

2 14 psig dec. to 220 psig inc. (1.0 bar dec. to 15.2 bar inc.)
3 150 psig dec. to 1500 psig inc. (10.3 bar dec. to 103.4 bar inc.)
6 375 psig dec. to 3000 psig inc. (25.9 bar dec. to 206.9 bar inc.)
8 800 psig dec. to 10000 psig inc. (55.2 bar dec. to 689.5 bar inc.)

Electrical Form

C 15 amp at 125 or 250 VAC; 1/8 hp at 125 VAC; 1/4 hp at 250 VAC;
.5 amp resistive, .04 amp inductive at 125 VDC
CC 11 amp, 1/4 hp at 125 or 250 VAC; 5 amp resistive, 3 amp inductive at 28 VDC;
.5 amp resistive at 125 VDC
Z 15 amp at 125 or 250 VAC; 1/4 hp at 125 VAC; 1/2 hp at 250 VAC; 1 amp resistive,
.5 amp inductive at 125 VDC

Enclosure

3 Meets or exceeds the requirements of NEMA Type 3, 3R, 3S, 4, 4X and 13

Miscellaneous

A Epoxy paint exterior — extra protection for severe environments
B Viton O-Ring
C EPR O-Ring
D SIL approval and marking, per IEC61508 (includes FMEA report)
E 7/16" - 20 SAE port
L Neon indicator light — 115 VAC
M Gold electrical contacts for extremely low current applications
P 5-Pin Brad Harrison connector (Reduce AC electrical rating to 8 amps) — (Not for CC3 Electrical)
W Stainless steel screws — exterior
X UL and CSA Certified with CE Mark (Not available with L or P option)

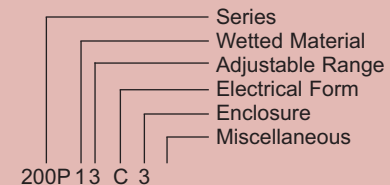
Special (Consult representative or factory)

- Non-catalog adjustable range and/or set point, deadband and proof pressure
- Operating temperature capability from -65°F to +400°F
- Manual reset — decreasing only (available in C3 only)
- 10 amps 125 VDC electrical rating

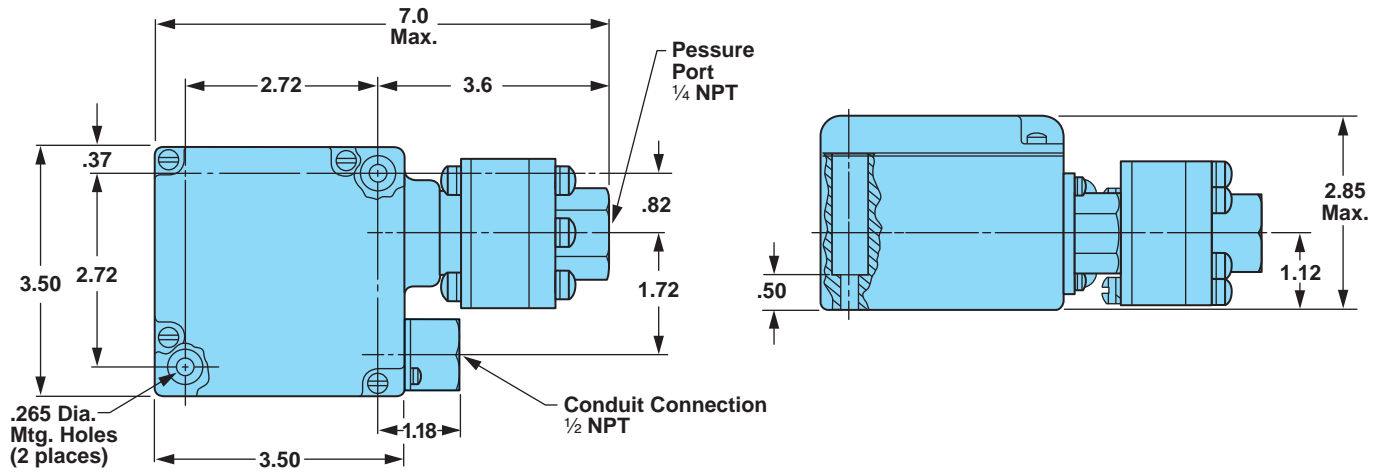
Ordering Procedure

- When factory presetting is desired, stipulate set point, increasing or decreasing
- Insert available option number or letter designation as required

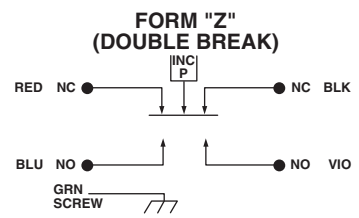
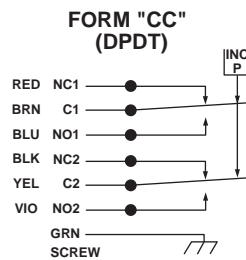
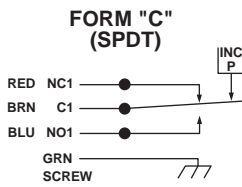
Example



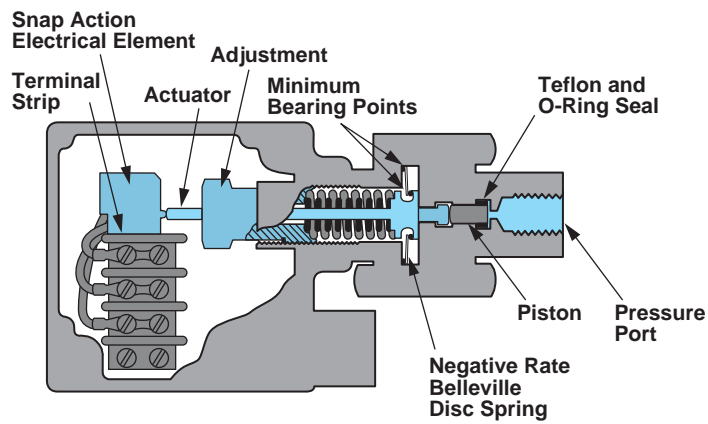
Envelope Dimensions



Electrical Form



Basic Principles of Design



Specifications and dimensions subject to change.